

Photography Learning Journey



Assessment objectives

Both units are assessed using the same assessment objectives. Each assessment objective is marked out of 24. Each unit is marked out of 96.

AO1 - DEVELOP ideas through investigations. Critical understanding

This includes artist research and analysis of artwork, gallery visits, planning for photoshoots

AO2 - REFINE work by exploring ideas and experimenting with appropriate media, materials and techniques

This includes experimenting with lots of different techniques, work in the style of your artists, photoshoots

AO3 - RECORD ideas, observations and insights relevant to intentions as work progresses

This includes drawing elements, annotating and evaluating images

AO4 - PRESENT a personal and meaningful response which realises intentions

This includes your final piece and evaluations



- Researching chosen topic
- Artist analysis
- Responding to artists work
- Planning multiple photoshoots
- Taking photographs
- Image editing and manipulation
- Annotating work and justifying choices
- Gallery/location visit

10- HOUR EXAM – split across different days. Students will produce their final outcome/s through editing and photomanipulation

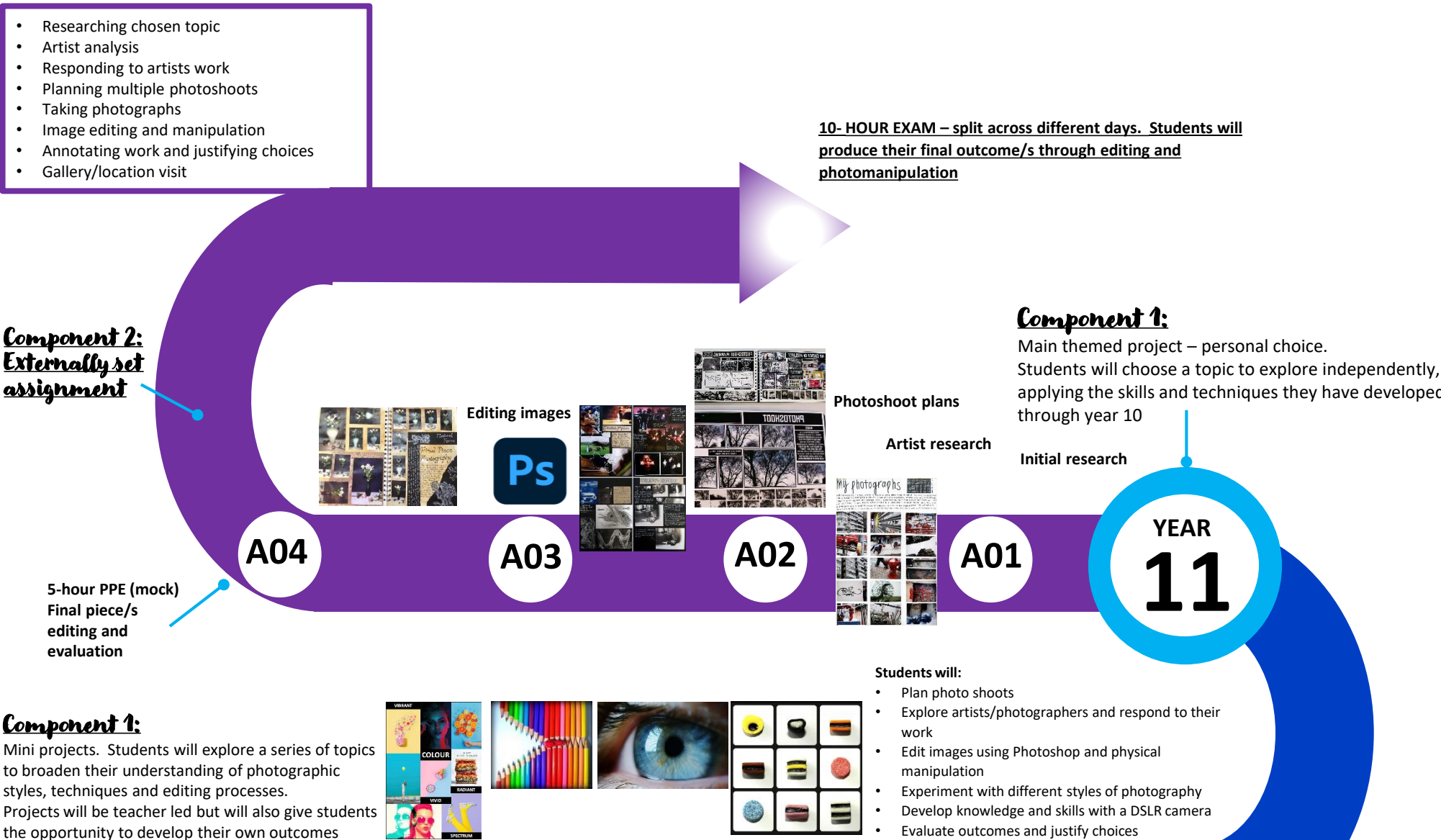
Component 2: Externally set assignment

Component 1:

Mini projects. Students will explore a series of topics to broaden their understanding of photographic styles, techniques and editing processes. Projects will be teacher led but will also give students the opportunity to develop their own outcomes

Component 1:


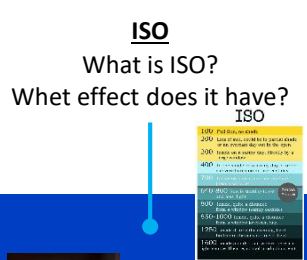
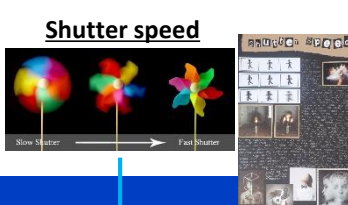
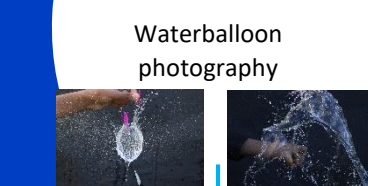
Main themed project – personal choice. Students will choose a topic to explore independently, applying the skills and techniques they have developed through year 10



COLOUR CLOSE UP TYPOLOGY PHYSICAL MANIPULATION OF IMAGE

Photoshop and digital editing techniques

Compositional techniques and formal elements



welcome